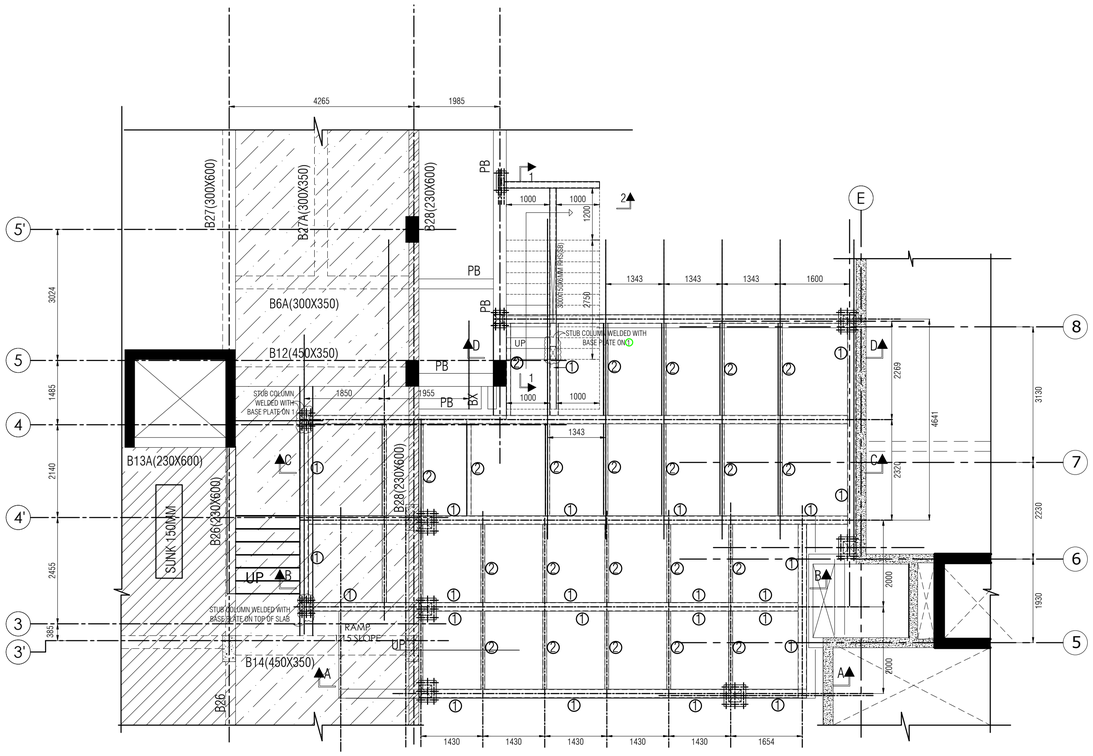

RAMP FRAMING PLAN

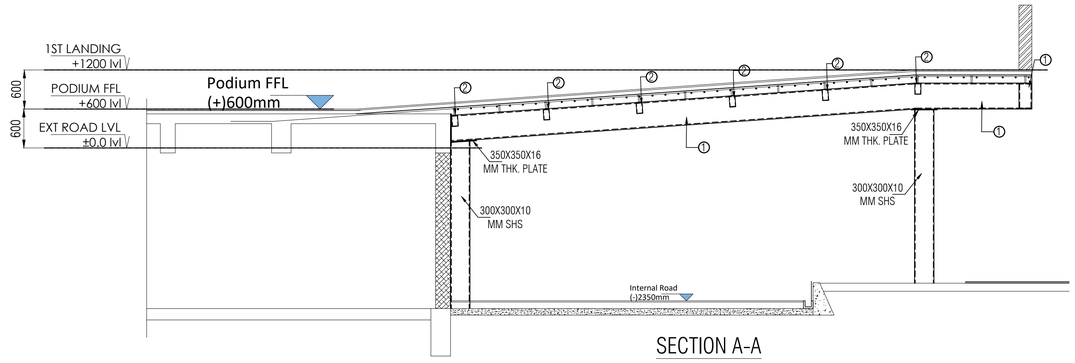

SECTION A-A

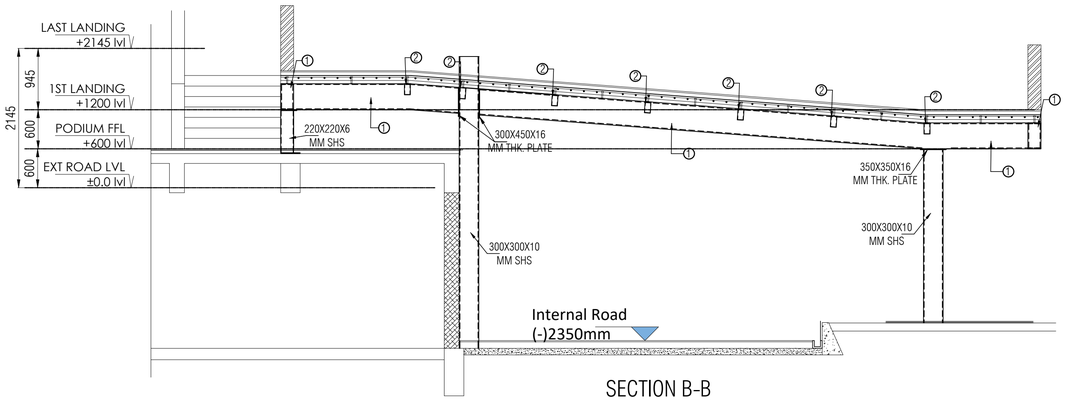

SECTION B-B

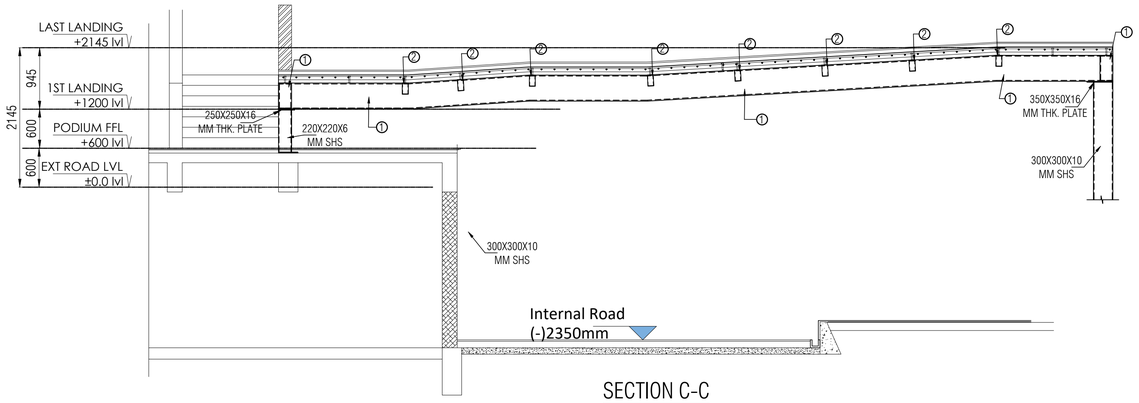

SECTION C-C

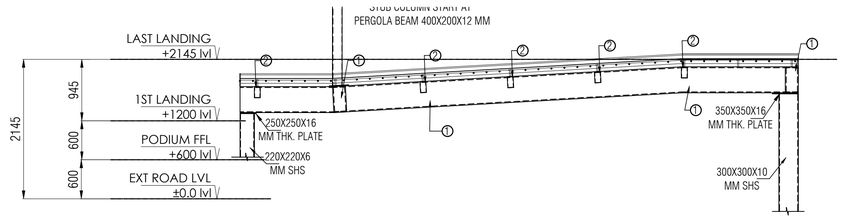

SECTION D-D

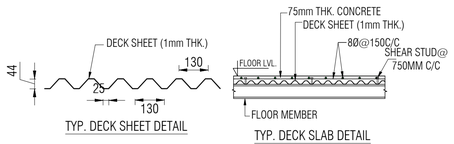

TYP. DECK SHEET DETAIL

TYP. DECK SLAB DETAIL

BEAM SCHEDULE

BEAM MARKED	SECTION SIZE
1	400X200X12MM (RHS)
2	172X92X4.8MM (RHS)
3	300X300X12MM (SHS)COLUMN
4	220X220X6MM (SHS) STUB COL.

NOTES :-

1 ALL DIMENSIONS ARE IN MM.
2 ALL STEEL SHALL BE WELDABLE QUALITY STEEL CONFORMING CONFORMING TO IS:2062 GRADE-A.(YST 310 & 350)
3 GRADE OF BOLTS M 4.8
4 ALL WELDS SHALL BE 6mm. THK. U.N.O
5 ALL HOLES ARE Ø DIA FOR Ø+2 DIA BOLTS, U.N.O.
6 ALL OPEN ENDS OF TUBULAR SECTIONS TO BE CLOSED WITH 6MM PLATE.
7 ALL STIFFENERS ARE FULL WELDED WITH MAIN PLATE.
8 ALL CONNECTIONS WILL BE WELDED WITH 6mm.CONTINUOUS FILLET WELD, U.N.O., AFTER ERECTION & FINAL ALIGNMENT.

LEGENDS :

REVISION NOTES :

No.	REVISION	DESCRIPTION
3.		

PROJECT:

SOUTH AFRICA HIGH COMMISION

PROJECT OWNER/ DEVELOPER:

INTERNATIONAL RELATIONS & COOPERATION,
REPUBLIC OF SOUTH AFRICA

ARCHITECT:

Spaces Architecture Studio
V-12/23 DLF-3, Gurugram.
Ph.: 0124-4734320
e-mail: contact@studiosas.in
https://www.studiosas.in

STRUCTURAL CONSULTANT:

JAITLY ASSOCIATES
E-60, 2ND FLOOR MASJID MOTH
GREATER KAILASH-III
NEW DELHI-110048
PHONE NO-011-40569877
E-mail: njaitly49@gmail.com

SCALE:-	N.T.S
DRAWN BY:-	INDRAM0HAN
DESIGN BY:-	ASIF
APPROVED BY:-	N.JAITLY
DATE:-	09-09-2025

PURPOSE OF DWG:

- [ ] Issued for Construction
- [x] Issued for Tender
- [ ] Issued for Information

DRAWING TITLE:

RAMP PLAN & SECTION DETAILS

DISCIPLINE : Structure

DRAWING NO: REV:

JA-STR-SAA-(CH)ST-27